
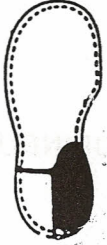

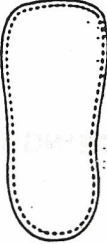
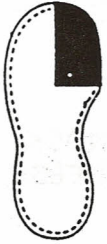






REFERENCE GUIDE TO PRESCRIPTION FOOTWEAR

SYMPTOM	MILD		MODERATE	
	Rx	WEDGE DIAGRAM	Rx	WEDGE DIAGRAM
PRONATION	REGULAR SHOES 1/8" to 3/16" inner heel wedges		EXTRA SUPPORT SHOES*	
TOEING IN	REGULAR SHOES 1/8" to 3/16" outer sole wedges		STRAIGHT LAST SHOES**1	
TOEING OUT			REGULAR SHOES 1/8" to 3/16" inner sole wedges	
KNOCK KNEES	REGULAR SHOES 1/8" to 3/16" inner heel wedges 1/8" to 3/16" inner sole wedges		EXTRA SUPPORT SHOES* 1/8" to 3/16" inner heel wedges 1/8" to 3/16" inner sole wedges Scaphoid Pads	
BOW LEGS	REGULAR SHOES 1/8" to 3/16" outer heel wedges 1/8" to 3/16" outer sole wedges			
PRONATION WITH TOEING IN	REGULAR SHOES 1/8" to 3/16" inner heel wedges 1/8" to 3/16" outer sole wedges		STRAIGHT LAST SHOES** 1/8" to 3/16" inner heel wedges 1/8" to 3/16" outer sole wedges	